

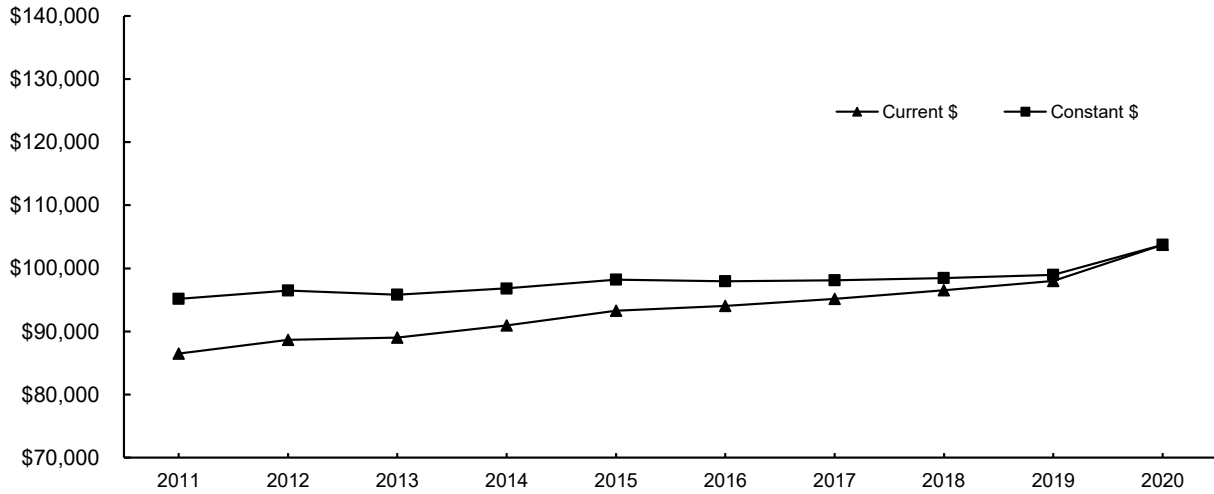
FACULTY SALARIES

Average Instructional Faculty Salary by Rank

FY 2011 - 2020

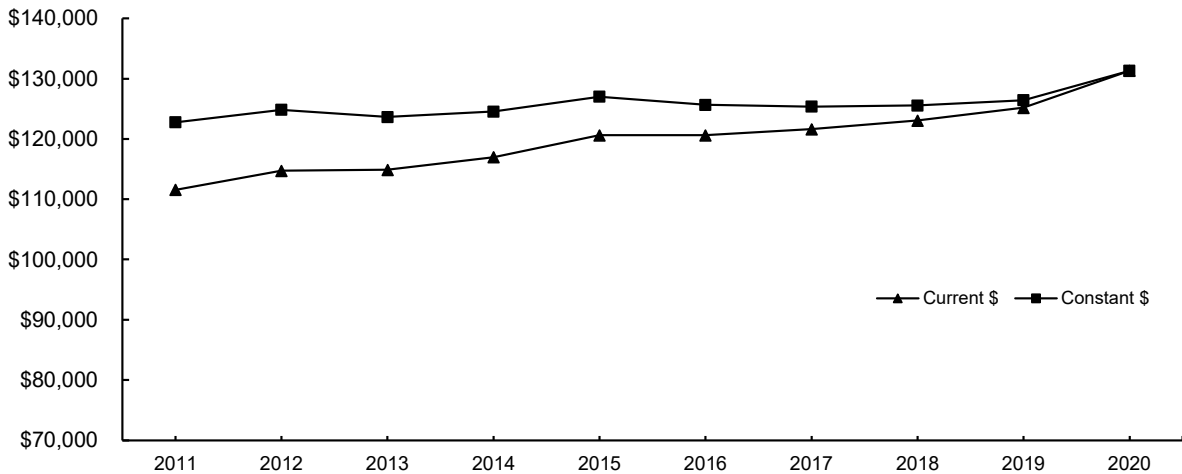
All Ranked Instructional Faculty

	<u>2011</u>	<u>2012</u>	<u>2013</u>	<u>2014</u>	<u>2015</u>	<u>2016</u>	<u>2017</u>	<u>2018</u>	<u>2019</u>	<u>2020</u>
Current Dollars	\$86,474	\$88,664	\$89,052	\$90,947	\$93,267	\$94,032	\$95,176	\$96,514	\$98,010	\$103,749
Constant Dollars	\$95,169	\$96,483	\$95,838	\$96,815	\$98,224	\$97,972	\$98,119	\$98,472	\$98,990	\$103,749



Professor

	<u>2011</u>	<u>2012</u>	<u>2013</u>	<u>2014</u>	<u>2015</u>	<u>2016</u>	<u>2017</u>	<u>2018</u>	<u>2019</u>	<u>2020</u>
Current Dollars	\$111,566	\$114,712	\$114,874	\$116,977	\$120,592	\$120,592	\$121,602	\$123,043	\$125,170	\$131,316
Constant Dollars	\$122,784	\$124,828	\$123,627	\$124,524	\$127,001	\$125,646	\$125,362	\$125,539	\$126,422	\$131,316



(Continued)

FACULTY SALARIES

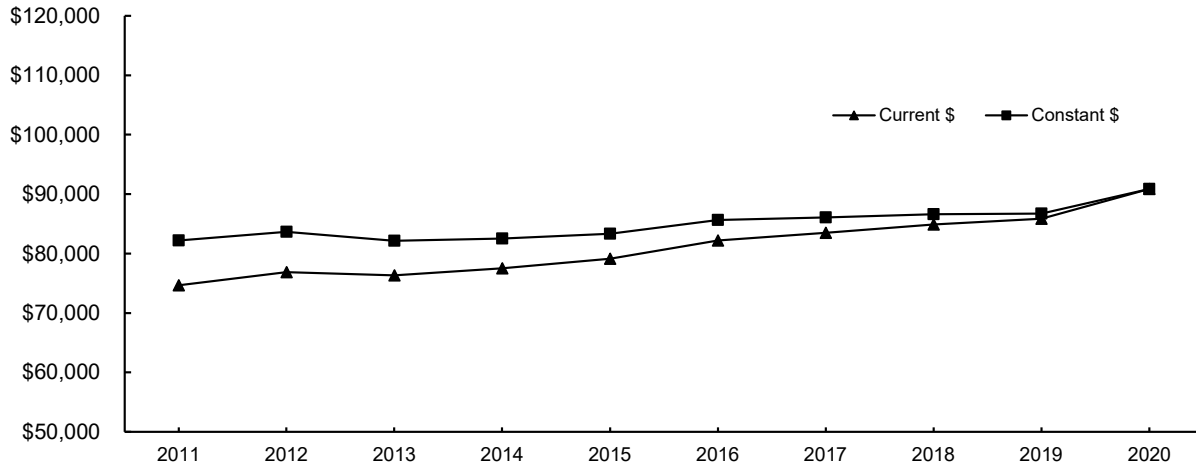
Average Instructional Faculty Salary by Rank

FY 2011 - 2020

(Continued)

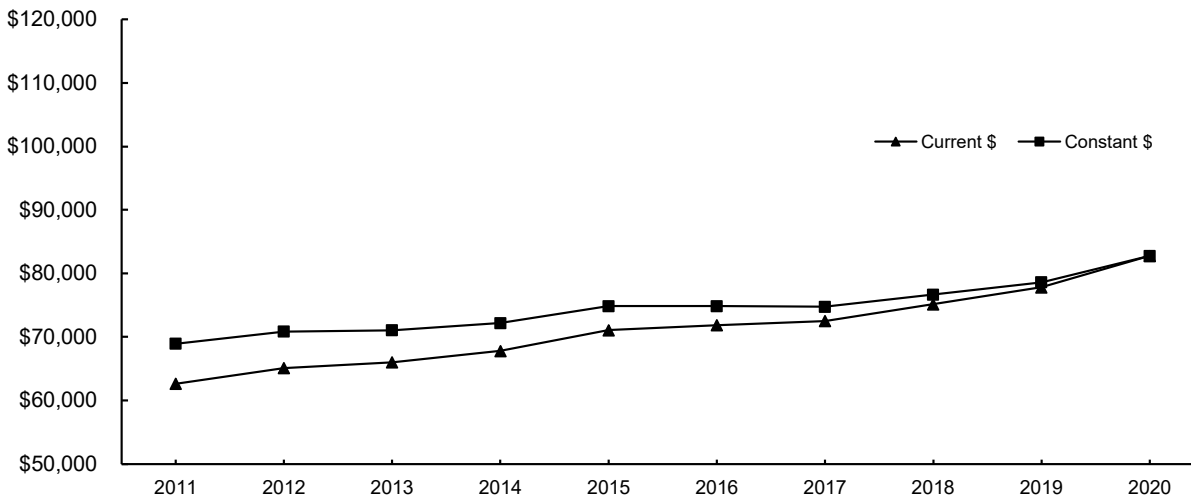
Associate Professor

	<u>2011</u>	<u>2012</u>	<u>2013</u>	<u>2014</u>	<u>2015</u>	<u>2016</u>	<u>2017</u>	<u>2018</u>	<u>2019</u>	<u>2020</u>
Current Dollars	\$74,671	\$76,852	\$76,343	\$77,525	\$79,107	\$82,221	\$83,513	\$84,887	\$85,870	\$90,853
Constant Dollars	\$82,179	\$83,630	\$82,160	\$82,527	\$83,311	\$85,667	\$86,096	\$86,609	\$86,729	\$90,853



Assistant Professor

	<u>2011</u>	<u>2012</u>	<u>2013</u>	<u>2014</u>	<u>2015</u>	<u>2016</u>	<u>2017</u>	<u>2018</u>	<u>2019</u>	<u>2020</u>
Current Dollars	\$62,656	\$65,092	\$65,999	\$67,799	\$71,078	\$71,844	\$72,500	\$75,137	\$77,817	\$82,763
Constant Dollars	\$68,956	\$70,832	\$71,028	\$72,173	\$74,855	\$74,855	\$74,742	\$76,661	\$78,596	\$82,763



Notes: 1) Faculty salaries used in this study are full-time ranked instructional faculty (including associate deans).

2) Twelve-month salaries are converted to nine-month equivalent using the factor 0.8182.

Source: November 1 payroll file, various years, IRR.