

University of Oklahoma, Norman Campus  
Enrollment Analysis Report  
Summer 2015

Prepared by  
Institutional Research & Reporting  
July 2015

<http://www.ou.edu/content/irr/data-center/enrollment-statistics.html>

# Enrollment Analysis Report

## Notes and Definitions

1. Enrollment data are taken from a snapshot of student for-credit enrollment on the Official Reporting Date (ORD) for that semester. The Official Reporting Date corresponds to the first working day following three full weeks of classes, at which point the normal add/drop period is over and an official census can reasonably be taken.
2. Norman Campus enrollment represents an unduplicated count of all students enrolling in courses offered by several different OU campus/program organizational entities, all of which are tied geographically and/or administratively to the Norman Campus. They are:

Norman On-Campus	CCE Liberal Studies
Tulsa - Norman Programs	CCE Academic Programs
CCE Center for Independent & Distance Learning	CCE Advanced Programs
Janux Courses	CCE Intersession

Given the amount of cross-enrollment between these different campus/program areas, an overall Norman Campus enrollment is most appropriate to use for the majority of reporting purposes. Enrollment can be split out by campus/program area if special circumstances call for it; check with IRR if think you might need something other than Norman Campus overall enrollment.
3. Students in the Undergraduate level are those pursuing bachelor's degrees. Students in the Graduate level are pursuing master's, graduate certificate, and research doctoral programs, all administered by the Graduate College. Students in the Professional level are in programs preparing for professional practice; currently only the College of Law offers Professional programs.
4. It is possible for a student to be in more than one level of degree program during a single semester: master's and graduate certificate; undergraduate and master's (accelerated degree); graduate master's and professional doctorate (for example, MBA/JD); etc. Because of this, unduplicated totals are provided wherever necessary.
5. Some students choose to pursue multiple majors within a single degree, or multiple degrees simultaneously, and those multiple disciplinary areas often cross into multiple colleges and/or departments. Because a student is listed in every college/department associated with their major area of study, it is not possible to add up enrollment by college without duplication. Always use the unduplicated total for the level of summary you need, to avoid accidental double-counting of students.
6. Enrollment shown for the University College includes students in 2-year pre-professional programs. Students pursuing 4-year pre-professional programs of study and pre-law students are reported in college totals according to their degree-granting major.
7. A full-time (FT) course load in summer is defined for undergraduates as at least six credit hours; a graduate/professional full-time course load in summer is defined as at least four credit hours. Less than that is part-time (PT).

Table 1  
**University of Oklahoma, Norman Campus**  
**Headcount Enrollment Summary**

	Summer 2014	Summer 2015	Percent of Total	Annual % Change		Summer 2014	Summer 2015	Percent of Total	Annual % Change
<b>Norman Campus Enrollment</b>	<b>10,874</b>	<b>11,131</b>		<b>2.4%</b>	<b>Degree-Seeking by College</b>				
<b>By Level</b>					Academic Affairs	472	411	3.5%	-12.9%
<b>Undergraduate</b>					Architecture	117	119	1.0%	1.7%
Freshmen	524	547	4.9%	4.4%	Arts & Sciences	3,961	4,117	34.6%	3.9%
Sophomores	1,261	1,390	12.5%	10.2%	Atmospheric & Geographic Sciences	180	182	1.5%	1.1%
Juniors	1,978	2,159	19.4%	9.2%	Michael F. Price Business	1,476	1,632	13.7%	10.6%
Seniors	3,923	3,946	35.5%	0.6%	CCE/Aviation	68	82	0.7%	20.6%
Non-Degree	150	171	1.5%	14.0%	Mewbourne Earth & Energy	434	449	3.8%	3.5%
<b>Total Unduplicated</b>	<b>7,836</b>	<b>8,213</b>	<b>73.8%</b>	<b>4.8%</b>	Jeannine Rainbolt Education	703	681	5.7%	-3.1%
<b>Graduate</b>					Engineering	967	1,202	10.1%	24.3%
Master's	2,524	2,400	21.6%	-4.9%	Weitzenhoffer Family Fine Arts	300	222	1.9%	-26.0%
Doctoral	349	343	3.1%	-1.7%	Graduate College	433	360	3.0%	-16.9%
Certificate	89	133	1.2%	49.4%	International Studies	120	130	1.1%	8.3%
Unclassified	10	7	0.1%	-30.0%	Gaylord Journalism & Mass Comm.	469	472	4.0%	0.6%
Other Non-Degree	12	4	0.0%	-66.7%	Law	146	204	1.7%	39.7%
<b>Total Unduplicated</b>	<b>2,890</b>	<b>2,711</b>	<b>24.4%</b>	<b>-6.2%</b>	Liberal Studies	820	843	7.1%	2.8%
<b>Professional</b>					University College	590	593	5.0%	0.5%
Master's	5	1	0.0%	-80.0%	<b>Non-Degree</b>				
Doctoral	141	203	1.8%	44.0%	Audit	1	1	0.0%	0.0%
Certificate	0	0	0.0%	-	HSC Intercampus	13	4	0.0%	-69.2%
Non-Degree	2	3	0.0%	50.0%	Other Non-Degree/Unclassified	160	180	1.5%	12.5%
<b>Total Unduplicated</b>	<b>148</b>	<b>207</b>	<b>1.9%</b>	<b>39.9%</b>	<b>By Full-/Part-Time</b>				
<b>By Gender</b>					Full-Time	5,180	5,340	48.0%	3.1%
Male	5,409	5,584	50.2%	3.2%	Part-Time	5,694	5,791	52.0%	1.7%
Female	5,465	5,547	49.8%	1.5%	<b>By Tuition Residency</b>				
<b>By IPEDS Race/Ethnicity</b>					Resident	6,810	7,043	63.3%	3.4%
American Indian/Alaska Native	409	393	3.5%	-3.9%	Nonresident	4,064	4,088	36.7%	0.6%
Asian	510	555	5.0%	8.8%	<b>By Age</b>				
Black/African American	766	717	6.4%	-6.4%	<b>Undergraduate</b>				
Hispanic	870	940	8.4%	8.0%	Under 25	6,589	6,980	62.7%	5.9%
Native Hawaiian/Other Pacific Islander	18	22	0.2%	22.2%	25 and Above	1,247	1,233	11.1%	-1.1%
Two or More Races	636	726	6.5%	14.2%	Average Age	22.6	22.5		
<i>Minority Subtotal</i>	<i>3,209</i>	<i>3,353</i>	<i>30.1%</i>	<i>4.5%</i>	<b>Graduate/Professional</b>				
White	6,483	6,645	59.7%	2.5%	Under 25	470	480	4.3%	2.1%
International	693	690	6.2%	-0.4%	25 and Above	2,568	2,438	21.9%	-5.1%
Not Reported	489	443	4.0%	-9.4%	Average Age	32.4	32.1		

Source: Students enrolled as of the Official Reporting Date for each semester (7/7/14 for Summer 2014 and 7/6/15 for Summer 2015).

Table 2  
**University of Oklahoma, Norman Campus**  
**Headcount Enrollment by College and Level**  
**Summer 2015**

College	Freshman	Sophomore	Junior	Senior	Graduate	Profes- sional	Total Degree- Seeking	Unclassified/ Non-Degree	Total	Summer 2014	1-Year Change
<b>Total Norman Campus</b>	<b>547</b>	<b>1,390</b>	<b>2,159</b>	<b>3,946</b>	<b>2,700</b>	<b>204</b>	<b>10,946</b>	<b>185</b>	<b>11,131</b>	10,874	▲
Academic Affairs	7	61	141	202	0	0	411	36	447	511	▼
Architecture	10	17	16	40	36	0	119	0	119	117	▲
Arts & Sciences	126	459	868	1,621	1,045	0	4,117	0	4,117	3,961	▲
Atmospheric & Geographic Sciences	9	19	49	75	30	0	182	0	182	180	▲
Michael F. Price Business	113	279	361	633	248	0	1,632	0	1,632	1,476	▲
CCE/Aviation	3	15	19	45	0	0	82	0	82	68	▲
Mewbourne Earth & Energy	58	88	76	170	57	0	449	0	449	434	▲
Jeannine Rainbolt Education	9	34	65	139	437	0	681	0	681	703	▼
Engineering	105	204	273	484	137	0	1,202	0	1,202	967	▲
Weitzenhoffer Family Fine Arts	8	25	50	106	33	0	222	0	222	300	▼
Graduate College	0	0	0	0	360	0	360	7	367	443	▼
International Studies	4	19	21	78	10	0	130	0	130	138	▼
Gaylord Journalism & Mass Comm.	20	90	144	202	16	0	472	0	472	469	▲
Law	0	0	0	0	0	204	204	3	207	148	▲
Liberal Studies	9	39	119	301	375	0	843	0	843	820	▲
University College	82	142	158	211	0	0	593	134	727	681	▲
Audit	0	0	0	0	0	0	0	1	1	1	↔
HSC Intercampus	0	0	0	0	0	0	0	4	4	13	▼
Summer 2014	524	1,261	1,978	3,923	2,868	146	10,700	174	10,874		
1-Year Change	▲	▲	▲	▲	▼	▲	▲	▲	▲		

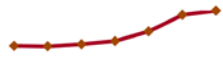



Source: Students enrolled as of the Official Reporting Date for each semester (7/7/14 for Summer 2014 and 7/6/15 for Summer 2015).  
 Institutional Research and Reporting 7/16/2015 (revised 8/25/2015)

*Table 3*  
**University of Oklahoma, Norman Campus**  
**Headcount Enrollment by Tuition Residency: Trend**

	Summer <u>2009</u>	Summer <u>2010</u>	Summer <u>2011</u>	Summer <u>2012</u>	Summer <u>2013</u>	Summer <u>2014</u>	Summer <u>2015</u>	SU09	SU15
<b>Total Norman Campus</b>	<b>9,013</b>	<b>8,983</b>	<b>9,110</b>	<b>9,305</b>	<b>9,887</b>	<b>10,874</b>	<b>11,131</b>		
Resident	5,814	5,801	5,732	5,834	6,180	6,810	7,043		
Nonresident	3,199	3,182	3,378	3,471	3,707	4,064	4,088		
<b>Undergraduate</b>									
Resident	4,296	4,138	4,185	4,362	4,670	5,175	5,419		
Nonresident	1,567	1,656	1,778	1,947	2,235	2,661	2,794		
<b>Graduate</b>									
Resident	1,398	1,515	1,410	1,352	1,392	1,530	1,478		
Nonresident	1,594	1,462	1,524	1,466	1,418	1,360	1,233		
<b>Professional</b>									
Resident	120	148	137	120	118	105	146		
Nonresident	38	64	76	58	54	43	61		

Source: Students enrolled as of the Official Reporting Date for each semester.

Table 4  
**University of Oklahoma, Norman Campus**  
**Headcount Enrollment by Level: Trend**

	Summer <u>2009</u>	Summer <u>2010</u>	Summer <u>2011</u>	Summer <u>2012</u>	Summer <u>2013</u>	Summer <u>2014</u>	Summer <u>2015</u>	SU09	SU15
<b>Total Norman Campus</b>	<b>9,013</b>	<b>8,983</b>	<b>9,110</b>	<b>9,305</b>	<b>9,887</b>	<b>10,874</b>	<b>11,131</b>		
<b>Undergraduate</b>									
Freshmen	266	305	266	357	476	524	547		
Sophomores	771	726	790	886	961	1,261	1,390		
Juniors	1,448	1,482	1,494	1,515	1,770	1,978	2,159		
Seniors	3,230	3,175	3,300	3,411	3,546	3,923	3,946		
Non-Degree	148	106	113	140	152	150	171		
Total Unduplicated	5,863	5,794	5,963	6,309	6,905	7,836	8,213		
<b>Graduate</b>									
Master's	n/a	2,449	2,466	2,382	2,406	2,524	2,400		
Doctoral	n/a	506	460	431	384	349	343		
Certificate	n/a	17	25	51	82	89	133		
Non-Degree	n/a	21	28	19	31	22	11		
Total Unduplicated	2,992	2,977	2,934	2,818	2,810	2,890	2,711		
<b>Professional</b>									
Master's	-	-	-	1	0	5	1		
Doctoral	158	204	199	167	167	141	203		
Certificate	-	-	-	-	-	0	0		
Non-Degree	0	8	14	10	5	2	3		
Total Unduplicated	158	212	213	178	172	148	207		

Source: Students enrolled as of the Official Reporting Date for each semester.

*Table 5*  
**University of Oklahoma, Norman Campus**  
**Headcount Enrollment by Full-/Part-Time Status: Trend**

	Summer <u>2009</u>	Summer <u>2010</u>	Summer <u>2011</u>	Summer <u>2012</u>	Summer <u>2013</u>	Summer <u>2014</u>	Summer <u>2015</u>	SU09	SU15
<b>Total Norman Campus</b>	<b>9,013</b>	<b>8,983</b>	<b>9,110</b>	<b>9,305</b>	<b>9,887</b>	<b>10,874</b>	<b>11,131</b>		
Full-Time	3,785	4,000	4,132	4,454	4,750	5,180	5,340		
Part-Time	5,228	4,983	4,978	4,851	5,137	5,694	5,791		
<b>Undergraduate</b>									
Full-Time	2,514	2,595	2,819	3,079	3,443	3,779	3,999		
Part-Time	3,349	3,199	3,144	3,230	3,462	4,057	4,214		
<b>Graduate</b>									
Full-Time	1,147	1,234	1,147	1,219	1,173	1,283	1,163		
Part-Time	1,845	1,743	1,787	1,599	1,637	1,607	1,548		
<b>Professional</b>									
Full-Time	124	171	166	156	134	118	178		
Part-Time	34	41	47	22	38	30	29		

Source: Students enrolled as of the Official Reporting Date for each semester.

Table 6a  
**University of Oklahoma, Norman Campus**  
**Headcount Enrollment by College -- Undergraduate: Trend**

<b><u>College</u></b>	Summer <u>2009</u>	Summer <u>2010</u>	Summer <u>2011</u>	Summer <u>2012</u>	Summer <u>2013</u>	Summer <u>2014</u>	Summer <u>2015</u>
<b>Total Undergraduates</b>	<b>5,863</b>	<b>5,794</b>	<b>5,963</b>	<b>6,309</b>	<b>6,905</b>	<b>7,836</b>	<b>8,213</b>
<b>Degree-Seeking</b>							
Academic Affairs	265	339	372	483	534	472	411
Architecture	99	89	80	103	110	99	83
Arts & Sciences	2,303	2,257	2,304	2,268	2,341	2,725	3,074
Atmospheric & Geographic Sciences	96	83	100	87	129	147	152
Michael F. Price Business	897	830	892	901	1,042	1,337	1,386
CCE/Aviation	85	87	60	66	70	68	82
Mewbourne Earth & Energy	115	132	144	189	274	360	392
Jeannine Rainbolt Education	293	301	285	274	264	267	247
Engineering	408	434	461	553	699	870	1,066
Weitzenhoffer Family Fine Arts	198	189	188	189	197	247	189
International Studies	95	100	120	122	147	118	122
Gaylord Journalism & Mass Comm.	361	411	379	349	389	433	456
Liberal Studies	365	358	425	477	512	455	468
University College	n/a	345	387	467	500	590	593
<b>Non-Degree-Seeking</b>							
Academic Affairs	55	33	36	49	47	39	36
Audit	0	1	2	1	2	1	1
Concurrent High School Students	15	12	6	12	8	18	52
HSC Intercampus	n/a	3	6	3	0	1	0
Reciprocal Exchange/Study Abroad	4	1	0	0	4	18	0
Visitor	74	56	63	75	91	73	82

Source: Students enrolled as of the Official Reporting Date for each semester.



Table 6b  
**University of Oklahoma, Norman Campus**  
**Headcount Enrollment by College -- Graduate & Professional: Trend**

<u>College</u>	Summer <u>2009</u>	Summer <u>2010</u>	Summer <u>2011</u>	Summer <u>2012</u>	Summer <u>2013</u>	Summer <u>2014</u>	Summer <u>2015</u>
<b>Total Graduate</b>	<b>2,992</b>	<b>2,977</b>	<b>2,934</b>	<b>2,818</b>	<b>2,810</b>	<b>2,890</b>	<b>2,711</b>
<b>Degree-Seeking</b>							
Architecture	28	27	21	22	22	18	36
Arts & Sciences	1,344	1,314	1,304	1,256	1,238	1,236	1,045
Atmospheric & Geographic Sciences	60	59	48	29	35	33	30
Michael F. Price Business	111	133	125	128	140	140	248
Mewbourne Earth & Energy	50	67	60	64	62	74	57
Jeannine Rainbolt Education	405	400	341	351	333	437	437
Engineering	169	179	173	127	113	98	137
Weitzenhoffer Family Fine Arts	48	56	58	62	44	53	33
Graduate College	467	546	567	546	518	433	360
International Studies	5	5	5	3	6	2	10
Gaylord Journalism & Mass Comm.	24	17	18	23	22	36	16
Liberal Studies	240	227	273	272	339	365	375
<b>Non-Degree-Seeking</b>							
Graduate Unclassified	31	21	25	15	25	10	7
HSC Intercampus	n/a	0	3	3	6	12	4
Reciprocal Exchange/Study Abroad	0	0	0	0	0	0	0
Visitor	10	0	0	1	0	0	0
<b>Professional</b>	<b>158</b>	<b>212</b>	<b>213</b>	<b>178</b>	<b>172</b>	<b>148</b>	<b>207</b>
Law	158	212	213	178	172	148	207

Note: Effective Fall 2012, all incoming exchange students are classified as undergraduates.

Source: Students enrolled as of the Official Reporting Date for each semester.

Table 6c  
**University of Oklahoma, Norman Campus**  
**Headcount Enrollment by College -- Total: Trend**

<b>College</b>	Summer <u>2009</u>	Summer <u>2010</u>	Summer <u>2011</u>	Summer <u>2012</u>	Summer <u>2013</u>	Summer <u>2014</u>	Summer <u>2015</u>
<b>Total Norman Campus</b>	<b>9,013</b>	<b>8,983</b>	<b>9,110</b>	<b>9,305</b>	<b>9,887</b>	<b>10,874</b>	<b>11,131</b>
<b>Degree-Seeking</b>							
Academic Affairs	265	339	372	483	534	472	411
Architecture	127	116	101	125	132	117	119
Arts & Sciences	3,647	3,569	3,607	3,523	3,579	3,961	4,117
Atmospheric & Geographic Sciences	156	142	148	116	164	180	182
Michael F. Price Business	1,008	962	1,017	1,029	1,180	1,476	1,632
CCE/Aviation	85	87	60	66	70	68	82
Mewbourne Earth & Energy	165	199	204	253	336	434	449
Jeannine Rainbolt Education	698	695	625	624	597	703	681
Engineering	577	612	633	680	811	967	1,202
Weitzenhoffer Family Fine Arts	246	245	246	251	241	300	222
Graduate College	467	546	567	546	518	433	360
International Studies	100	105	125	125	153	120	130
Gaylord Journalism & Mass Comm.	385	428	397	372	411	469	472
Law	158	204	199	168	167	146	204
Liberal Studies	605	585	698	749	851	820	843
University College	n/a	345	387	467	500	590	593
<b>Non-Degree-Seeking</b>	189	135	155	169	188	174	185

Source: Students enrolled as of the Official Reporting Date for each semester.