

University of Oklahoma, Norman Campus
Enrollment Analysis Report

Spring 2015

Prepared by
Institutional Research & Reporting
March 2015

<http://www.ou.edu/content/irr/data-center/enrollment-statistics.html>

Enrollment Analysis Report

Notes and Definitions

1. Enrollment data is taken from a snapshot of student enrollment on the Official Reporting Date (ORD) for that semester. The Official Reporting Date corresponds to the first working day following three full weeks of classes, at which point the normal add/drop period is over and an official census can reasonably be taken.
2. Norman Campus enrollment represents an unduplicated count of all students enrolling in courses offered by several different OU campus/program organizational entities, all of which are tied geographically and/or administratively to the Norman Campus. They are:

Norman On-Campus	CCE Liberal Studies
Tulsa - Norman Programs	CCE Academic Programs
CCE Center for Independent & Distance Learning	CCE Advanced Programs
Janux Courses	CCE Intersession

Given the amount of cross-enrollment between these different campus/program areas, an overall Norman Campus enrollment is most appropriate to use for the majority of reporting purposes. Enrollment can be split out by campus/program area if special circumstances call for it; check with IRR if you think you need something other than Norman Campus overall enrollment.
3. Students in the Undergraduate level are those pursuing bachelor's degrees. Students in the Graduate level are pursuing master's, graduate certificate, and research doctoral programs, all administered by the Graduate College. Students in the Professional level are in programs preparing for professional practice; currently only the College of Law offers Professional programs.
4. It is possible for a student to be in more than one level of degree program during a single semester: master's and graduate certificate; undergraduate and master's (accelerated degree); graduate master's and professional doctorate (for example, MBA/JD); etc. Because of this, unduplicated totals are provided wherever necessary.
5. Some students choose to pursue multiple majors within a single degree, or multiple degrees simultaneously, and those multiple disciplinary areas often cross into multiple colleges and/or departments. Because a student is listed in every college/department associated with their major area of study, it is not possible to add up enrollment by college without duplication. Always use the unduplicated total for the level of summary you need, to avoid accidental double-counting of students.
6. Enrollment shown for the University College includes students in pre-professional programs, such as pre-dentistry or pre-law. Students pursuing pre-professional programs of study always have a degree-granting major declared as well; keep in mind that the pre-professional students are also in the other college enrollment totals according to their degree-granting major.
7. A full-time (FT) course load is defined for undergraduates as at least 12 credit hours; less than that is part-time (PT). A graduate/professional full-time course load is defined as at least 9 credit hours, unless the student also has an appointment as a graduate assistant. Students with both a graduate assistant appointment and a 6 credit hour load are considered full-time.

Table 1
University of Oklahoma, Norman Campus
Headcount Enrollment Summary

	Spring 2014	Spring 2015	Percent of Total	Annual % Change		Spring 2014	Spring 2015	Percent of Total	Annual % Change
Norman Campus Enrollment	25,574	25,640		0.3%	Degree-Seeking by College				
By Level					Academic Affairs	880	636	2.2%	-27.7%
Undergraduate					Architecture	434	411	1.4%	-5.3%
Freshmen	3,164	3,030	11.8%	-4.2%	Arts & Sciences	8,579	8,641	29.9%	0.7%
Sophomores	3,878	4,101	16.0%	5.8%	Atmospheric & Geographic Sciences	527	532	1.8%	0.9%
Juniors	4,395	4,373	17.1%	-0.5%	Michael F. Price Business	3,369	3,482	12.0%	3.4%
Seniors	7,551	7,681	30.0%	1.7%	CCE/Aviation	147	161	0.6%	9.5%
Non-Degree	417	416	1.6%	-0.2%	Mewbourne Earth & Energy	1,300	1,359	4.7%	4.5%
Total Unduplicated	19,405	19,601	76.4%	1.0%	Jeannine Rainbolt Education	1,443	1,395	4.8%	-3.3%
Graduate					Engineering	2,718	3,145	10.9%	15.7%
Master's	4,367	4,243	16.5%	-2.8%	Weitzenhoffer Family Fine Arts	936	918	3.2%	-1.9%
Doctoral	1,427	1,449	5.7%	1.5%	Graduate College	581	437	1.5%	-24.8%
Certificate	142	120	0.5%	-15.5%	International Studies	394	330	1.1%	-16.2%
Unclassified	39	15	0.1%	-61.5%	Gaylord Journalism & Mass Comm.	1,213	1,115	3.9%	-8.1%
Other Non-Degree	11	10	0.0%	-9.1%	Law	480	488	1.7%	1.7%
Total Unduplicated	5,688	5,550	21.6%	-2.4%	Liberal Studies	1,475	1,548	5.3%	4.9%
Professional					University College	3,570	3,896	13.5%	9.1%
Master's	36	39	0.2%	8.3%	Non-Degree				
Doctoral	444	449	1.8%	1.1%	Audit	11	11	0.0%	0.0%
Certificate	0	0	0.0%	-	HSC Intercampus	13	12	0.0%	-7.7%
Non-Degree	1	1	0.0%	0.0%	Other Non-Degree/Unclassified	444	419	1.4%	-5.6%
Total Unduplicated	481	489	1.9%	1.7%	By Full-/Part-Time				
By Gender					Full-Time	18,721	19,024	74.2%	1.6%
Male	13,021	13,178	51.4%	1.2%	Part-Time	6,853	6,616	25.8%	-3.5%
Female	12,553	12,462	48.6%	-0.7%	By Tuition Residency				
By Race/Ethnicity					Resident	16,188	15,866	61.9%	-2.0%
American Indian/Alaska Native	1,026	987	3.8%	-3.8%	Nonresident	9,386	9,774	38.1%	4.1%
Asian	1,237	1,280	5.0%	3.5%	By Age				
Black/African American	1,448	1,338	5.2%	-7.6%	Undergraduate				
Hispanic	2,041	2,092	8.2%	2.5%	Under 25	16,837	17,153	66.9%	1.9%
Native Hawaiian/Other Pacific Islander	44	38	0.1%	-13.6%	25 and Above	2,568	2,448	9.5%	-4.7%
Two or More Races	1,449	1,626	6.3%	12.2%	Average Age	22.0	21.9		
Minority Subtotal	7,245	7,361	28.7%	1.6%	Graduate/Professional				
White	15,316	15,358	59.9%	0.3%	Under 25	1,224	1,228	4.8%	0.3%
International	1,800	1,889	7.4%	4.9%	25 and Above	4,945	4,811	18.8%	-2.7%
Not Reported	1,213	1,032	4.0%	-14.9%	Average Age	31.6	31.6		

Source: Students enrolled on the Official Reporting Date for each semester (2/4/14 for Spring 2014 and 2/2/15 for Spring 2015).

Table 2
University of Oklahoma, Norman Campus
Headcount Enrollment by College and Level
Spring 2015

College	Freshman	Sophomore	Junior	Senior	Graduate	Profes- sional	Total Degree- Seeking	Unclassified/ Non-Degree	Total	Spring 2014	1-Year Change
Total Norman Campus	3,030	4,101	4,373	7,681	5,525	488	25,198	442	25,640	25,574	▲
Academic Affairs	2	78	232	324	0	0	636	78	714	971	▼
Architecture	37	69	58	181	66	0	411	0	411	434	▼
Arts & Sciences	755	1,299	1,546	2,766	2,277	0	8,641	0	8,641	8,579	▲
Atmospheric & Geographic Sciences	52	64	103	202	111	0	532	0	532	527	▲
Michael F. Price Business	641	737	718	1,098	288	0	3,482	0	3,482	3,369	▲
CCE/Aviation	19	32	36	74	0	0	161	0	161	147	▲
Mewbourne Earth & Energy	232	227	254	437	209	0	1,359	0	1,359	1,300	▲
Jeannine Rainbolt Education	90	118	133	279	785	0	1,395	0	1,395	1,443	▼
Engineering	391	599	554	1,104	503	0	3,145	0	3,145	2,718	▲
Weitzenhoffer Family Fine Arts	89	152	146	331	200	0	918	0	918	936	▼
Graduate College	0	0	0	0	437	0	437	15	452	620	▼
International Studies	34	53	65	158	25	0	330	190	520	612	▼
Gaylord Journalism & Mass Comm.	143	280	237	392	63	0	1,115	0	1,115	1,213	▼
Law	0	0	0	0	0	488	488	1	489	481	▲
Liberal Studies	21	82	220	565	660	0	1,548	0	1,548	1,475	▲
University College											
Pre-Health 2-Year	373	451	357	448	0	0	1,629	0	1,629	1,672	▼
Pre-Health 4-Year	400	403	299	612	0	0	1,714	0	1,714	1,367	▲
Pre-Law	118	100	72	114	0	0	404	0	404	276	▲
Undecided/Other	209	56	3	0	0	0	268	135	403	388	▲
Audit	0	0	0	0	0	0	0	11	11	11	↔
HSC Intercampus	0	0	0	0	0	0	0	12	12	14	▼
Spring 2014	3,164	3,878	4,395	7,551	5,638	480	25,106	468	25,574		
1-Year Change	▼	▲	▼	▲	▼	▲	▲	▼	▲		





Source: Students enrolled on the Official Reporting Date for each semester (2/4/14 for Spring 2014 and 2/2/15 for Spring 2015).
 Institutional Research and Reporting 3/9/2015 (revised 8/25/2015)

Table 3
University of Oklahoma, Norman Campus
Headcount Enrollment by Tuition Residency: Trend

	Spring <u>2009</u>	Spring <u>2010</u>	Spring <u>2011</u>	Spring <u>2012</u>	Spring <u>2013</u>	Spring <u>2014</u>	Spring <u>2015</u>	SP09	SP15
Total Norman Campus	24,838	24,821	24,865	25,630	25,830	25,574	25,640		
Resident	16,506	16,662	16,428	16,651	16,575	16,188	15,866		
Nonresident	8,332	8,159	8,437	8,979	9,255	9,386	9,774		
Undergraduate									
Resident	13,140	13,039	12,928	13,277	13,348	12,901	12,652		
Nonresident	5,264	5,217	5,476	5,966	6,294	6,504	6,949		
Graduate									
Resident	2,980	3,226	3,128	3,008	2,890	2,964	2,900		
Nonresident	2,940	2,796	2,806	2,851	2,793	2,724	2,650		
Professional									
Resident	386	397	372	366	337	323	314		
Nonresident	128	146	155	162	168	158	175		

Source: Students enrolled on the Official Reporting Date for each semester.

Table 4
University of Oklahoma, Norman Campus
Headcount Enrollment by Level: Trend

	Spring <u>2009</u>	Spring <u>2010</u>	Spring <u>2011</u>	Spring <u>2012</u>	Spring <u>2013</u>	Spring <u>2014</u>	Spring <u>2015</u>	
Total Norman Campus	24,838	24,821	24,865	25,630	25,830	25,574	25,640	
Undergraduate								
Freshmen	3,145	3,105	2,934	3,209	3,185	3,164	3,030	
Sophomores	3,783	3,661	3,684	3,870	4,009	3,878	4,101	
Juniors	4,017	4,274	4,234	4,326	4,441	4,395	4,373	
Seniors	7,028	6,841	7,208	7,501	7,604	7,551	7,681	
Non-Degree	431	375	344	337	403	417	416	
Total Unduplicated	18,404	18,256	18,404	19,243	19,642	19,405	19,601	
Graduate								
Master's	n/a	4,451	4,414	4,360	4,373	4,367	4,243	
Doctoral	n/a	1,468	1,466	1,494	1,412	1,427	1,449	
Certificate	n/a	27	40	70	120	142	120	
Non-Degree	n/a	100	103	88	56	50	25	
Total Unduplicated	5,920	6,022	5,934	5,859	5,683	5,688	5,550	
Professional								
Master's	-	-	-	7	17	36	39	
Doctoral	511	541	526	517	487	444	449	
Certificate	-	-	-	-	-	0	0	
Non-Degree	3	2	1	4	1	1	1	
Total Unduplicated	514	543	527	528	505	481	489	

Source: Students enrolled on the Official Reporting Date for each semester.

Table 5
University of Oklahoma, Norman Campus
Headcount Enrollment by Full-/Part-Time Status: Trend

	Spring <u>2009</u>	Spring <u>2010</u>	Spring <u>2011</u>	Spring <u>2012</u>	Spring <u>2013</u>	Spring <u>2014</u>	Spring <u>2015</u>	SP09	SP15
Total Norman Campus	24,838	24,821	24,865	25,630	25,830	25,574	25,640		
Full-Time	18,547	19,042	18,825	19,326	19,146	18,721	19,024		
Part-Time	6,291	5,779	6,040	6,304	6,684	6,853	6,616		
Undergraduate									
Full-Time	15,318	15,479	15,500	16,177	16,168	15,887	16,211		
Part-Time	3,086	2,777	2,904	3,066	3,474	3,518	3,390		
Graduate									
Full-Time	2,723	3,023	2,804	2,628	2,481	2,379	2,357		
Part-Time	3,197	2,999	3,130	3,231	3,202	3,309	3,193		
Professional									
Full-Time	506	540	521	521	497	455	456		
Part-Time	8	3	6	7	8	26	33		

Source: Students enrolled on the Official Reporting Date for each semester.

Table 6a
University of Oklahoma, Norman Campus
Headcount Enrollment by College -- Undergraduate: Trend

College	Spring <u>2009</u>	Spring <u>2010</u>	Spring <u>2011</u>	Spring <u>2012</u>	Spring <u>2013</u>	Spring <u>2014</u>	Spring <u>2015</u>
Total Undergraduates	18,404	18,256	18,404	19,243	19,642	19,405	19,601
Degree-Seeking							
Academic Affairs	380	569	683	827	977	880	636
Architecture	456	415	388	405	419	357	345
Arts & Sciences	6494	6,557	6,504	6,519	6,315	6,114	6,366
Atmospheric & Geographic Sciences	313	322	354	396	404	404	421
Michael F. Price Business	2587	2,465	2,513	2,776	2,967	3,111	3,194
CCE/Aviation	184	184	187	167	162	147	161
Mewbourne Earth & Energy	548	557	660	742	937	1,106	1,150
Jeannine Rainbolt Education	780	777	810	798	731	667	620
Engineering	1691	1,809	1,862	2,022	2,155	2,277	2,648
Weitzenhoffer Family Fine Arts	830	782	784	784	773	740	718
International Studies	373	384	411	419	410	373	310
Gaylord Journalism & Mass Comm.	1246	1,178	1,190	1,149	1,068	1,142	1,052
Liberal Studies	844	799	890	1,001	1,018	927	888
University College							
Pre-Health 2-Year	905	448	1,376	1,622	1,768	1,672	1,629
Pre-Health 4-Year		529	947	1,304	1,334	1,367	1,714
Pre-Law	-	-	28	153	186	276	404
Undecided	612	1,340	464	499	401	295	268
Non-Degree-Seeking							
Academic Affairs	126	76	86	99	90	91	78
Audit	11	15	12	10	14	11	11
Concurrent High School Students	70	69	51	58	61	71	89
HSC Intercampus	n/a	7	22	6	6	3	2
Reciprocal Exchange/Study Abroad	193	167	141	134	181	218	190
Visitor	31	41	32	30	51	23	46

Source: Students enrolled on the Official Reporting Date for each semester.

Table 6b
University of Oklahoma, Norman Campus
Headcount Enrollment by College -- Graduate & Professional: Trend

<u>College</u>	<u>Spring 2009</u>	<u>Spring 2010</u>	<u>Spring 2011</u>	<u>Spring 2012</u>	<u>Spring 2013</u>	<u>Spring 2014</u>	<u>Spring 2015</u>
Total Graduate	5,920	6,022	5,934	5,859	5,683	5,688	5,550
Degree-Seeking							
Architecture	97	105	92	78	76	77	66
Arts & Sciences	2,664	2,533	2,553	2,454	2,407	2,465	2,277
Atmospheric & Geographic Sciences	126	143	134	130	132	123	111
Michael F. Price Business	264	273	266	282	295	279	288
Mewbourne Earth & Energy	175	200	200	187	186	194	209
Jeannine Rainbolt Education	721	805	762	757	713	780	785
Engineering	512	561	554	543	482	445	503
Weitzenhoffer Family Fine Arts	203	200	195	195	189	196	200
Graduate College	599	649	679	683	637	581	437
International Studies	17	19	20	16	21	27	25
Gaylord Journalism & Mass Comm.	81	84	72	72	75	71	63
Liberal Studies	362	399	439	497	570	548	660
Non-Degree-Seeking							
Graduate Unclassified	75	71	67	57	43	39	15
HSC Intercampus	n/a	11	1	7	13	10	10
Reciprocal Exchange/Study Abroad	21	18	35	24	0	0	0
Visitor	3	0	0	0	0	0	0
Professional	514	543	527	528	505	481	489
Law	514	543	527	528	505	481	489

Note: Effective Fall 2012, all incoming exchange students are classified as undergraduates.

Source: Students enrolled on the Official Reporting Date for each semester.

Table 6c
University of Oklahoma, Norman Campus
Headcount Enrollment by College -- Total: Trend

College	Spring <u>2009</u>	Spring <u>2010</u>	Spring <u>2011</u>	Spring <u>2012</u>	Spring <u>2013</u>	Spring <u>2014</u>	Spring <u>2015</u>
Total Norman Campus	24,838	24,821	24,865	25,630	25,830	25,574	25,640
Degree-Seeking							
Academic Affairs	380	569	683	827	977	880	636
Architecture	553	520	480	483	495	434	411
Arts & Sciences	9,158	9,090	9,054	8,973	8,722	8,579	8,641
Atmospheric & Geographic Sciences	439	465	488	526	536	527	532
Michael F. Price Business	2,851	2,735	2,773	3,054	3,241	3,369	3,482
CCE/Aviation	184	184	187	167	162	147	161
Mewbourne Earth & Energy	723	757	859	929	1,123	1,300	1,359
Jeannine Rainbolt Education	1,477	1,561	1,560	1,554	1,444	1,443	1,395
Engineering	2,203	2,371	2,413	2,564	2,628	2,718	3,145
Weitzenhoffer Family Fine Arts	1,033	982	979	979	962	936	918
Graduate College	602	649	679	683	637	581	437
International Studies	390	403	431	435	430	394	330
Gaylord Journalism & Mass Comm.	1,327	1,262	1,262	1,221	1,143	1,213	1,115
Law	511	541	526	524	504	480	488
Liberal Studies	1,206	1,198	1,329	1,498	1,588	1,475	1,548
University College							
Pre-Health 2-Year	905	448	1,376	1,622	1,768	1,672	1,629
Pre-Health 4-Year		529	947	1,304	1,334	1,367	1,714
Pre-Law	-	-	28	153	186	276	404
Undecided	612	1,340	464	499	401	295	268
Non-Degree-Seeking	533	477	448	429	460	468	442

Source: Students enrolled on the Official Reporting Date for each semester.